



An Update on HIV Surveillance in PNG

Dr. Urarang Kitur
National Surveillance Coordinator
National Department of Health

Outline of Presentation

- Background on PNG's Surveillance System
- 2007 HIV and STI Surveillance Data
- Update on 2008/2009 Surveillance Activities
- Strengthening PNG's Surveillance System

Objectives of the National HIV, AIDS and STI Surveillance Plan 2007-2010

The overall objectives of this plan are to provide improved data for:

- monitoring and evaluating the impact of the national HIV response;
- reporting obligations (NSP, Universal Access, UNGASS) indicators;
- estimations and projections of HIV prevalence and impact;
- allocation of resources and for
- support to evidence informed behaviour change programs and policies.

Link between the surveillance plan and other documents

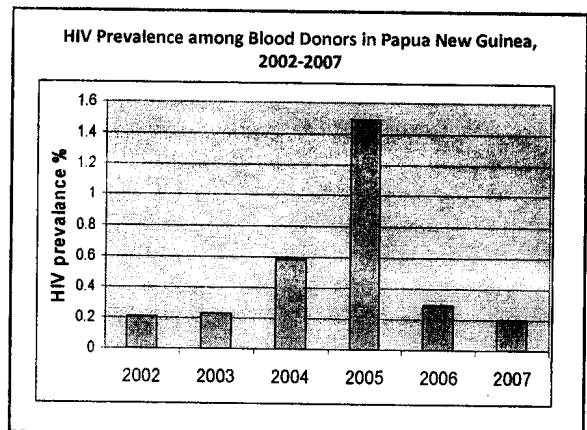
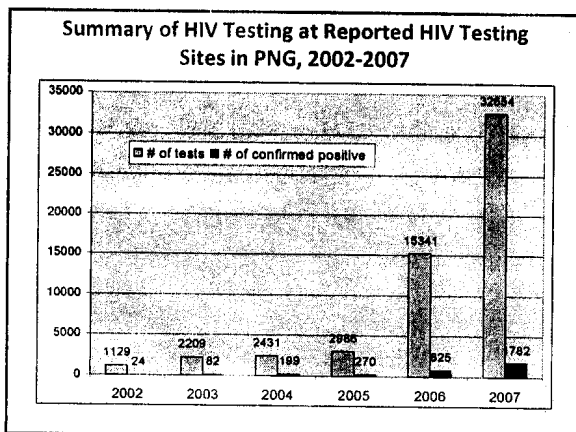
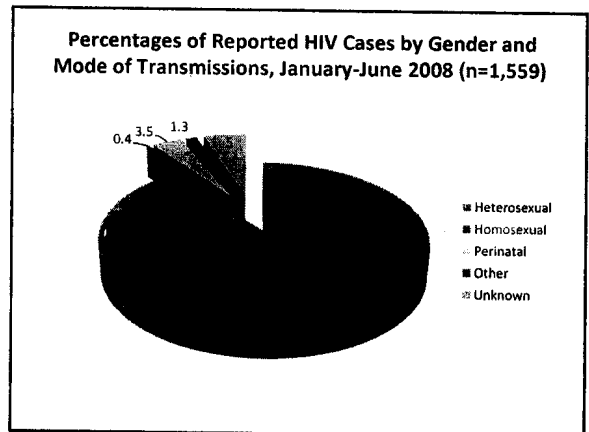
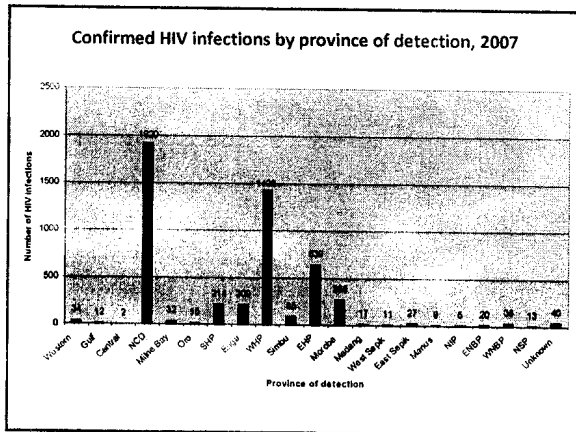
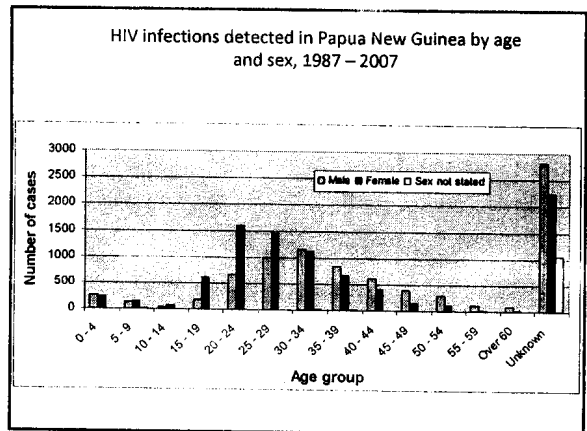
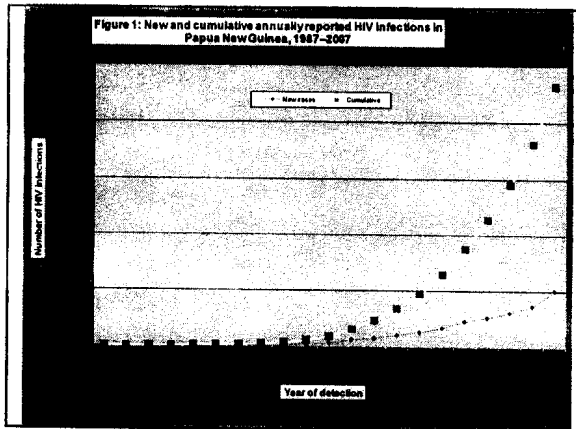
1. National Strategic Plan on HIV/AIDS (NSP) 2006 – 2010
2. Health Sector Strategic Directions 2006 – 2010
3. Health Sector STI, HIV and AIDS Strategic Plan 2006 -2010
4. Medium Term Expenditure Framework 2007 – 2009
5. UNGASS
6. Universal Access
7. MDGs

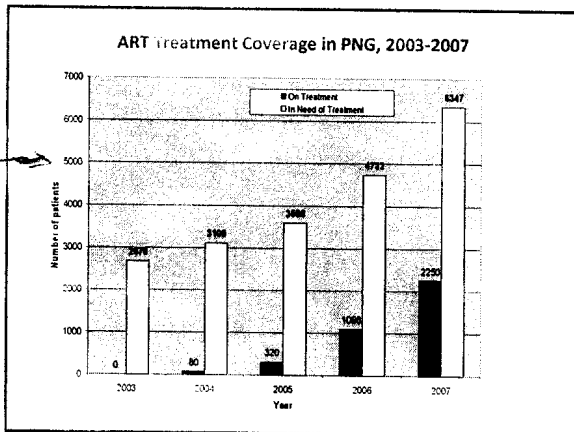
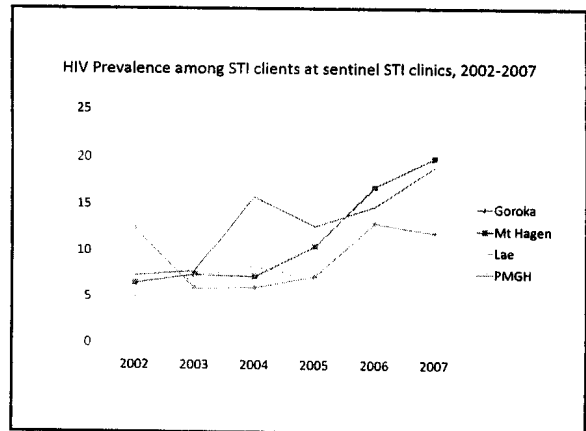
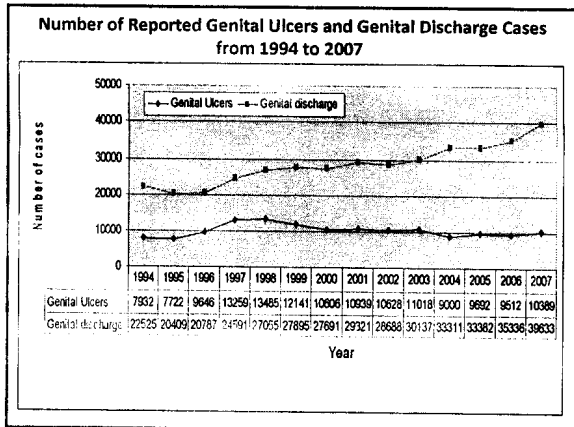
Components of Surveillance Plan

1. Coordination of HIV/STI Surveillance
2. Monitoring of newly diagnosed HIV and AIDS cases
3. Monitoring of HIV, STI and behaviour among women at PPTCT sites
4. Monitoring of HIV, STI and behaviour among STI clients
5. Monitoring of HIV cases among TB patients
6. Monitoring of HIV cases among Blood donors
7. Monitoring of HIV, STI and behaviours among most at risk populations (MARPS)
8. Monitoring of behaviour among most at risk populations
9. Monitoring of drug resistance
10. National population-based bio-behavioural survey

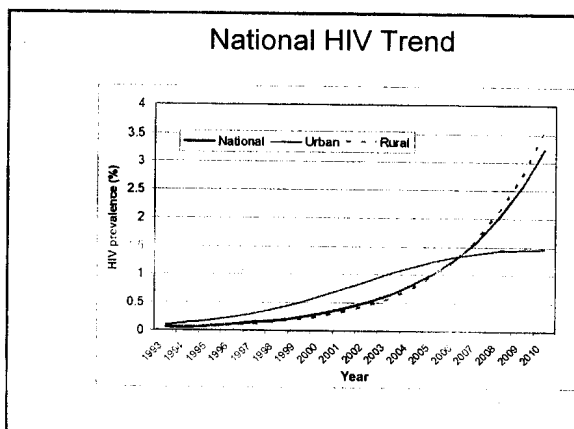
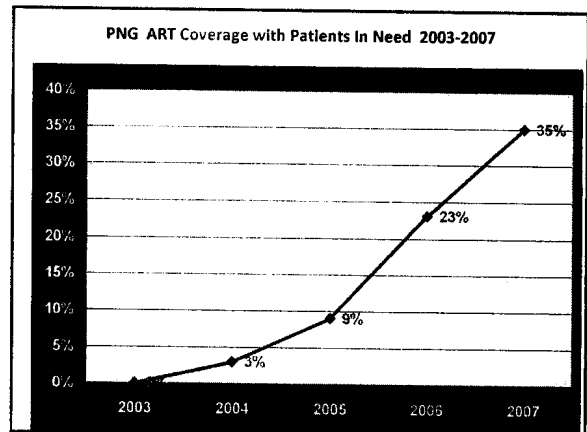
PNG's HIV Surveillance System

- | Routine Reporting | Periodic Surveys |
|-------------------------------|--|
| - HIV case notification | - Sentinel Serosurveys (e.g., ANC, STI, TB) |
| - Monthly HIV Testing | - Enhanced Sentinel Bio-behavioural surveys |
| - Monthly NHIS STI Reporting | - Behavioural Surveillance Surveys (BSS) - MARPS |
| - Blood Transfusion Services | - Integrated Bio-Behavioural Surveys (IBBS) |
| - Monthly ART/PPTCT Reporting | • MARPS |
| | • General Population |





currently
5000 people
on ART
treatment



Year	NATIONAL		URBAN		RURAL	
	%HIV+	Num HIV+	%HIV+	Num HIV+	%HIV+	Num HIV+
1993	0.05	1,310	0.1	438	0.04	871
1994	0.06	1,771	0.14	597	0.05	1,175
1995	0.08	2,387	0.16	807	0.07	1,580
1996	0.11	3,204	0.24	1,081	0.09	2,122
1997	0.15	4,282	0.31	1,433	0.11	2,848
1998	0.19	5,694	0.4	1,875	0.15	3,819
1999	0.24	7,530	0.5	2,412	0.2	5,118
2000	0.31	9,898	0.62	3,043	0.26	6,855
2001	0.4	12,931	0.75	3,754	0.34	9,176
2002	0.51	16,796	0.88	4,521	0.44	12,275
2003	0.64	21,714	1.01	5,308	0.57	16,406
2004	0.81	27,978	1.13	6,076	0.75	21,902
2005	1.02	35,988	1.24	6,787	0.98	29,200
2006	1.28	46,275	1.32	7,415	1.27	38,860
2007	1.61	59,537	1.38	7,943	1.65	51,594
2008	2.03	76,865	1.43	8,369	2.14	68,297
2009	2.56	98,757	1.45	8,698	2.76	90,059
2010	3.22	127,121	1.46	8,942	3.55	118,179
2011	4.05	163,245	1.46	9,119	4.53	154,126
2012	5.07	208,714	1.44	9,244	5.74	199,471

Estimated Key HIV and AIDS Indicators

		2003	2005	2007	Trend
People living with HIV/AIDS	Adult and Children	19738	32904	58932	Rising
	Adults 15-49	19117	31864	54448	Rising
	Adults (15-49) rates (%)	0.64	1.02	1.61	Rising
	Women 15+	10806	18407	31883	Rising
New HIV infections	Children (0-14)	621	1040	1727	Rising
	Adult and Children	5227	8531	14038	Rising
	Adults 15+	4874	7954	13664	Rising
	Women 15+	2819	4666	8174	Rising
AIDS Deaths	Children (0-14)	353	577	954	Rising
	Death in adults and children	2185	3871	5988	Rising
Orphans due to AIDS	Orphans (0-17) currently LWHA	1549	2704	3739	Rising
	Number of adults (15+) in need of Treatment	2437	3204	5212	Rising
ART Treatment	Number of adults (15+) on ART	80	1098	3000	Rising
	Number of children (0-14) in need of ART	233	384	636	Rising

2008 Surveillance Activities

- Routine Data Collection - Pilot of newly revised data collection forms (NCD, ENBP, EHP)
- Sero-surveillance in 14 ANC sites (7 urban, 7 rural, 4 STI Clinics, 2 TB clinics) in 6 selected provinces.
- Enhanced Biobehavioural Surveys (1 ANC in POM, 1 STI clinic in Lae) – collaborative activity between NDoH and NRI
- BSS WR Carpenters, Oil Search

2009 Surveillance Update

- Routine Data Collection (Roll out of newly revised data collection forms) – HIGHLANDS done, NGI (June), MOMASE (July), SOUTHERN (July)
- Sero-surveillance in 30 proposed ANC sites (15 urban, 15 rural, 4 STI Clinics, 2 TB clinics) in 14 selected provinces
- BSS among Youths in Vanimo
- MSM or Sex Workers
- Population-based IBBS

Strengthening Surveillance in PNG

- Recruitment of key technical staff both NDoH and NRI
- Formation of PRoMEST in provinces
- Collaborations (Research Inst, gov't, NGOs, CBOs, FBOs)
- Regular feedback to provinces and sites
 - 2008 Sentinel Surveillance Report
 - 2008 Annual Surveillance Report
 - 2009 HIV Estimates and Projections

THANK YOU!

- NDoH
- NRI
- NACS
- AusAID
- ADB, Development partners
- Catholic Health Services
- All data collectors
- PLHIV

